

Technical Data Sheet

Effective: 15.04.2013

Replaces edition dated: 11.11.2011



Datasheet No.: W 5399


AVKOTE Soft Touch Lacquer







Description	
Product description	Two-component polyurethane effect paint with a velvet-soft, virtually invisible surface.
Raw material base	Polyurethane system
Field of application	For final coating of furniture and low-wear areas of interior renovations. Creates an ultra-matte, velvety surface
Form of supply	Colours Gloss level
	Clear natural matt
Hardener	AVKOTE Hardener 279
Packaging	Paint Hardener
	1, 3 and 5 Litre Tins 1 Litre Tins







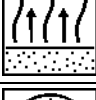

Technical data	Paint	Hardener	Mixture
Density (23° C)	Approx. 1.00 g/cm ³	Approx. 0.99 g/cm ³	Approx. 1.00 g/cm ³
Solids content	48 ± 2 weight %	45 ± 2 weight %	approx. 47 weight %
Org. solvent content	52 ± 2 weight %	55 ± 2 weight %	approx. 52 weight %
VOC content (EU)	520 g/l	535 g/l	522 g/l
Shelf life at 20° C	6 months	6 months in tightly closed original containers	
Theoretical coverage	70 g/m ² → 11 m ² /kg		

Safety information	
	Please observe our safety data sheets nos. W53990 and H90100 as well as the instructions on the label.

Application recommendations				
Base	Product		Data sheet	Coat thickness
Wood substrate, untreated	1-5 x	AVKOTE 3910 Primer sanding 220-280 grain	3910	120-150 g/m ²
Final coating as effect paint	1-2 x	AVKOTE FE	5393/FE W5399	30 – 50 µm 70 g/m ²
	1 x	AVKOTE Soft Touch Lacquer		
Wood substrate, untreated	OR			
Final coating as effect paint	2 X	AVKOTE 1200 Series 2 Spray applications with intermediate sanding 220 Grain	5453	30-40 µm
Final coating as effect paint	1 x	AVKOTE Soft Touch Lacquer	W5399	70 g/m ²
Please contact our technical staff for further application suggestions.				

Surface preparation		
	Base	The base must be clean, dry and free of grease and oil.
	Solid wood or veneer	Sand with 180 / 220 grain and dust well

Processing		
	Precautions	Even if not required by law, wearing personal protective equipment is recommended. CH: The precautions prescribed by SUVA with respect to hygiene and equipment must be observed.
	Stirring	Stir paint and hardener thoroughly before use.
	Mixing instructions	4 : 1
	Pot life	2 h
	Thinning	Ready for spraying; if necessary, max. 5% thinner V130 / V095
	Brush painting	No
	Rolling	No

	Trowel	No				
		Viscosity	Thinning	Nozzle	Pressure	Spray coats
	Gravity feed gun	20 sec.	Max. 5%	1.8 – 2.0 mm	2.5-3.0 bar	1 x thin layer!
	Suction gun	No				
	UB paint gun	No				
	Airless (airmix) spraying	No				
	HVLP paint gun	No				
	Ventilation	Yes				
	Drying time	at 23° C and 65% rel. humidity				
		Tack dry	after:	1 h		
		Dry to the touch	after:	8 h		
		Recoatable	after:	NO		
		Completely dry	after:	24 h		

Important information	
Special restrictions	A sample and testing for suitability are paramount! Caution: Spray only thin layers of effect paint! Cannot be recoated or touched up.
Minimum processing and drying temperature	18 °C and not below the dew point.
Paint removal	Metro Fit / liquid paint remover
Equipment cleanup	Cleaning thinner

This data sheet is for your reference and information only. The above data are correct to the best of our knowledge. We offer no guarantees for use and exclude any liability. This applies in particular to consequential damage. We are not liable for any advice given by our employees. Our employees give non-binding information only. Site supervision, compliance with handling regulations, and adherence to recognized engineering rules are the responsibility of the manufacturer, even if our employee was on site during handling. Modifications due to technical developments may be made. The latest version of this information is applicable. In special cases, please request separate technical specifications.