




1. CR5-15




2. CR4-10




3. CR3-20



4. CR3-03




5. CR6-06




6. CR8-28


*Choose your crackle, along with a solid backing colour of your choice.  
The colour combinations seen in this brochure are for demonstration purposes only.*



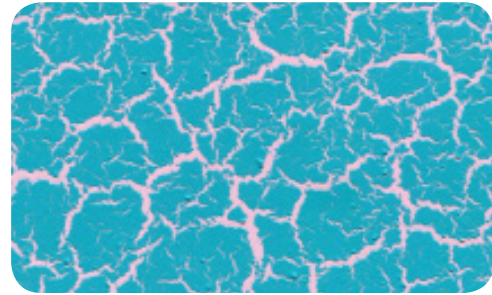
7. CR1-15



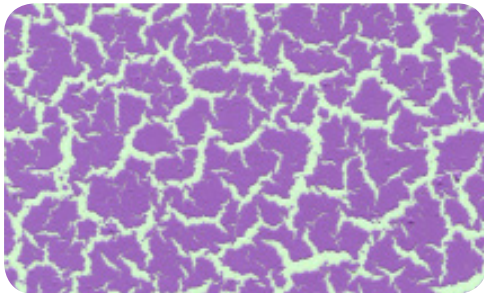
8. CR9-16



9. CR5-11



10. CR5-21



11. CR4-05



12. CR9-05

*Choose your crackle, along with a solid backing colour of your choice.  
The colour combinations seen in this brochure are for demonstration purposes only.*

Introducing the new AVKO Crackle Glaze Range, for use on glass surfaces. This range includes an array of different coloured crackle effects. This unique effect is really quick and easy to achieve on glass by spray application. It gives the effect of broken or cracked glass, without the need to have to carry out this process to achieve this finish. You can also use any colour backing you require. In addition a sparkle coating can be applied to create an extra special finish.

The first coat is a clear or sparkle clear coat, which normally requires two coats. The crackle coat is then applied on top, while the first coats are still wet. A backing coat is then applied, in the chosen colour required, once the crackle coat has flashed off.

This special effect is perfect for creating a modern feature in an interior setting by applying it to a glass surface in a kitchen or bathroom, such as splash backs, work surfaces or glass tiles. This product is ideal for office, commercial, retail and hotel spaces and for helping to achieve a vintage, aged look on any glass material.

For more detail on our Crackle Glaze product, please call us on 02380 455855 or take a look at our website [www.avko.co.uk](http://www.avko.co.uk) for our full range of products. Technical data sheets are available upon request.



Hamble Court  
Business Park  
Hamble Lane  
Hamble  
Hampshire  
SO31 4QJ

## How To Order

1. Select your chosen crackle from this brochure. The backing colour can be any colour of your choice and will need to be ordered in addition to the crackle colour. If you want to order any of the combinations shown, we have listed the backing colour alongside the crackle colour (see below). You will also need to order your 1480C clear coat or sparkle clear coat.
2. When ordering any of the crackle colours, please quote the codes supplied inside this brochure (e.g. CR4-10).
3. If you need any help or advice with the application of this product we have tutorials available. These will give you all the necessary technical information needed and a step-by-step guide for application.

*1.CR5-15 Blue & RAL 9016*

*7.CR1-15 Ivory & RAL 6034*

*2.CR4-10 Pink & RAL 6027*

*8.CR9-16 White & RAL 1036*

*3.CR3-20 Bright Red & RAL 7038*

*9.CR5-11 Navy Blue & RAL 7047*

*4.CR3-03 Deep Red & RAL 9005*

*10.CR5-21 Teal & RAL 4009*

*5.CR6-06 Lime Green & RAL 9005*

*11.CR4-05 Lilac & RAL 6019*

*6.CR8-28 Brown & RAL 1001*

*12.CR9-05 Black & RAL 9006*

\*Please note the crackle glaze effect seen in this brochure can vary upon each application. The effect/ tone is additionally influenced by the application.

[www.avko.co.uk](http://www.avko.co.uk)  
023 8045 5855

