

Technical Data Sheet



Edition dated: 14.07.08

Replaces Edition dated: 07.03.07

Data sheet Nr. 5494/1495

AVKOTE 1495 High Gloss Clear Lacquer

Product description	Air-drying two-component clear lacquer	
Binding Agent	Polyurethane / acrylic resin combination	
Areas of Application	High Gloss Top Coat with a strong filling effect for high-quality lacquering of furniture and interiors. Can also be used as finishing lacquer for wood substrate in the boat building	
Form of Supply	Colours	Clear
	Gloss Level	High Gloss
Hardener	Avkote Hardener 279	
Packing	Coating	1, 3 and 5 Litre disposable containers
	Hardener	1 Litre disposable containers

Technical Data

The data is valid for Avkote 1495 High Gloss Clear Lacquer. The values can change for other colours.


	Coating		Hardener		Mixture							
Specific Gravity (23 °C)	0.99	g/cm ³	0.99	g/cm ³	0.97	g/cm ³						
Solids content	48	± 2 Weight-%	46	± 2 Weight-%	47	± 2 Weight-%						
Organic Solvent Content.	52	± 2 Weight-%	54	± 2 Weight-%	53	± 2 Weight-%						
VOC Content (CH / EU)	51	%	510	g/l	53.4	%	534	g/l	51.8	%	518	g/l
Shelf life at 20 °C	12 Months		6 Months in well shut containers									
Theoretical Coverage	97 g/m ² →10.3		m ² /kg for 40		µm dry layer thickness							

Safety Data	Coating	Hardener
Flash point	27 °C	0 °C
Transport ADR/RID	Class: 3 VP: III	Class: 3 VP: III
Poison classification (EU)		
VVS disposal code (EU/CH)	08, 08 01, 08 01 11	08, 08 01, 08 01 11






Application Recommendations






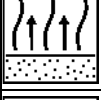

Substrate	No. of Coats	Product	Dry Film thickness	Data sheet
Wood veneer	1-2 x Primer	AVKOTE 207 Sanding Primer Sand	40-60 µm	5409
	1 x Lacquer	AVKOTE 1495 Clear Lacquer	30-50 µm	5494/1495
Film-coated MDF	1 x Top Coat	AVKOTE FE Intermediate drying	30-50 µm	5393FE
	1 x Lacquer	AVKOTE 1495 Clear Lacquer	30-50 µm	5494/1495
MDF Plain	1-2 x Primer	AVKOTE 207 Sanding Primer Sand	40-60 µm	5409
	1 x Primer	AVKOTE 1090 Spray Filler Sand	50-100 µm	1090
	1 x Top Coat	AVKOTE FE Intermediate drying	30-50 µm	5393FE
	1 x Lacquer	AVKOTE 1495 Clear Lacquer	30-50 µm	5494/1495
For further application proposals please ask our technical department.				

Preparation

	Substrate	Every substrate must be clean, dry and free of grease and oil.
	Wood veneer	Sand, clean, stain if desired
	Film-coated MDF	Sand, clean
	MDF Plain	Sand, clean, primer

Processing

	Preventative measures	We recommend the wearing of protective clothing even if not stipulated by law. The national and regional health and safety regulations for work hygiene and equipment are to be observed. Pay attention to our safety data sheet Nos. 149500 and 279H00.
	Stir	Before use ensure contents are stirred together well with hardener if applicable.
	Mixing Ratio	2 : 1 by volume with Avkote 279 hardener
	Pot life at 20 °C	3 Hours
	Thinners	Dilute with thinners 95 (slow) or 13000 (fast) to application viscosity according to the table shown below.
	brush	Not recommended

	Roll	Not recommended				
		Viscosity DIN-4	Thinners	Nozzle	Pressure	Spray coats
	Gravity Feed Spray-gun	16-20" DIN-4	10-15%	1.4 - 1.8 mm	3 - 4 bar	2
	Suction-spray-gun	16-20" DIN-4	10-15%	1.4-1.8 mm	3-4 bar	2
	Airless-(Airmix)-Spray	16-20" DIN-4	10-15%	0.6-0.9	3-4 bar	2
	HVLP paint gun	16-20" DIN-4	10-15%	1.4-1.8 mm	3-4 bar	2
	Evaporation time	Prior to drying at temperatures over 40 °C allow an evaporation time of 15 minutes.				
	Drying time	For 40 µm dry coating at 65 % of relative humidity				
	At 20 °C	Tack-Dry	after:	15	Minutes	
		Touch – Dry	after:	80	Minutes	
		Dried (Can be sanded)	after:	6	Hours	
		Suitable for re-coating	after:	12	Hours	
		Completely Dry	after:	10	days	
	At 60 °C	Dry	after:	1	Hour	

Important references

Specific restrictions	Relative humidity max. 80 %		
Minimum application- and drying temperature	15	°C	Do not apply at temperatures below the dew point
Coating removal	Strip with Metro Fit Standard		
Recoating	Sand and spray with AVKOTE 1495 Clear Lacquer		
Equipment cleaning	Clean immediately after use with Gun Wash Thinners or U Cleaner.		

This data sheet is for your reference and information only. The above data are correct to the best of our knowledge. We offer no guarantees for use and exclude any liability. This applies in particular to consequential damage. We are not liable for any advice given by our employees. Our employees give non-binding information only. Site supervision, compliance with handling regulations and adherence to recognized engineering rules are the responsibility of the manufacturer, even if our employee was on site during handling. Modifications due to technical developments may be made. The latest version of this information is applicable. In special cases, please request separate technical specifications.