

# Technical Data Sheet



Edition dated: 05.02.08

Replaces Edition dated: 12.10.06

Data sheet Nr. 5393/GP

## AVKOTE GP

<b>Product description</b>	Especially fast drying, Satin 2K coating for Glass with and good resistance to chemicals and mechanical abrasion. Ideal for producing splashbacks and worktops.  Preparation of the surface is an important part of the process, please read through the application process fully. Application tutorials and videos are available upon request and also via our website.  Test standard compliance: DIN 68861 Part 1B (Chemical Resistance) DIN 4102 B1 (Non-Flammable) <b>Internal Use Only</b>
<b>Binding Agent</b>	2-K polyurethane resin
<b>Areas of Application</b>	High-quality top-coat for Glass. <b>Please take note of our important recommendation on page 4.</b>
<b>Form of Supply</b> Colours	Most colour ranges available on UK's market.  Bespoke colour matching available on request.
Gloss Level	Silk (30 - 45 gloss levels at 60 °)
<b>Hardener</b>	AVKOTE Hardener 279
<b>Packing</b> Coating	1, 3 and 5 Litre disposable containers
Hardener	1 Litre disposable containers

### Technical Data


The data is valid for AVKOTE GP white 80 & 81. The values can change for other colours.							
	<b>Coating</b>			<b>Hardener</b>		<b>Mixture</b>	
<b>Specific Gravity (23 °C)</b>	1.2	g/cm <sup>3</sup>		1.0	g/cm <sup>3</sup>		1.17 g/cm <sup>3</sup>
<b>Solids content</b>	52 ± 2 Weight-%			46 ± 2 Weight-%		Appr 51 Weight-%	
<b>Organic Solvent Content.</b>	48 ± 2 Weight-%			54 ± 2 Weight-%		Appr 49 Weight-%	
<b>VOC Content (CH / EU)</b>	57	%	570 g/lt	56	%	560 g/lt	57 % 569 g/lt
<b>Shelf life at 20 °C</b>	6 Months						
<b>Theoretical Coverage</b>	96 g/m <sup>2</sup> 10.4 m <sup>2</sup> /kg for 30 µm dry layer thickness						

<b>Safety Data</b>	<b>Coating</b>	<b>Hardener</b>
<b>Flash point</b>	27 °C	0 °C
<b>Transport ADR/RID</b>	Class: 3 VP: III	Class: 3 VP: III
<b>Poison classification (EU)</b>		
<b>VVS disposal code (EU/CH)</b>	08, 08 01, 08 01 11	08, 08 01, 08 01 11



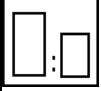
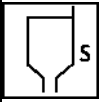



### Application Recommendations





Substrate	No. of Coats	Product	Dry Film thickness	Data sheet
Glass	2 x Top Coat	AVKOTE GP (depending on the opacity of the colour)	30-50 µm	5393/GP
For further application proposals please ask our technical department.				

### Preparation

	<b>Substrate</b>	Every substrate must be thoroughly cleaned, grease and oil-free, and dry before paint application commences. <b>Please refer to our Tutorial for painting glass with AVKOTE GP</b>
	Glass	The glass <b>must be well cleaned</b> and degreased using only <b>AVKOTE Glass Cleaner</b> and <b>100% lint free cotton cloth</b> . Other cloths e.g. paper or man-made cloths must NOT be used for surface preparation. AVKOTE Glass Cleaner must be used to clean the glass as some Glass Cleaners may leave a residue on the glass which could affect the adhesion. Since there are different types of glass, it is recommended always to do a small test prior to the complete application. To maintain levels of quality, any coating should always be applied to the air side.
	After 24 Hrs	AVKOTE GP has a GT adhesion Reading of GT 2
	After 72 Hrs	AVKOTE GP has a GT adhesion Reading of GT 0

### Processing

	<b>Preventative measures</b>	We recommend the wearing of protective clothing even if not stipulated by law. The national and regional health and safety regulations for work hygiene and equipment are to be observed. Pay attention to our safety data sheet Nos. 539300GP and 279H00.				
	<b>Stir</b>	Before use ensure contents are stirred together well with hardener if applicable.				
	<b>Mixing Ratio</b>	Please refer to mixing chart on page 4 for mixing ratios with AVKOTE 279 Hardener.				
	<b>Pot life at 20 °C</b>	Minimum 8 hr. according to tone				
	<b>Thinners</b>	Ready to spray. Product already thinned. <b>Option for mixing scheme clients only</b> . Dilute with thinners 95 (slow) or 13000 (fast) to application viscosity according to the table shown below. Please refer to production sheets for thinning of different finishes.				
	<b>brush</b>	Mix for brush and brush stained glass available in 2, 4, 6, 8 and 10% colour				
	<b>Roll</b>	Not recommended				
		<b>Viscosity DIN-4</b>	<b>Thinners</b>	<b>Nozzle</b>	<b>Pressure</b>	<b>Spray coats</b>
	<b>HVLV Gravity Feed Spray-gun</b>	18 - 22 secs	0-10 %	1.4 - 1.8 mm	2-2.5 bar	2-4

	<b>HVLP Suction-spray-gun</b>	18 - 22 secs	0-10 %	1.4 - 1.8 mm	2-2.5 bar	2-4
	<b>Airless-(Airmix)-Spray</b>	22 - 25" secs	0-10 %	11/40	3 – 4 bar Atomising air 1.5 - 2	1 - 2
<b>Spray Gun</b>	<b>None HVLP paint gun</b>	18 - 22 secs	0-10 %	1.4 - 1.8 mm	3 - 4 bar	2
	<b>Evaporation time</b>	Prior to drying at temperatures over 40°C allow an evaporation time of 15 minutes.				
	<b>Drying time</b>	For 50 µm dry coating at 65 % of relative humidity				
	At 20 °C	Tack-Dry	after:	2	Minutes	
		Touch – Dry	after:	10	Minutes	
		Dried (Can be handled)	after:	1	Hour	
		Suitable for re-coating	after:	2	Hours	
		Completely Dry	after:	7	days	

**Important references**

<b>Specific restrictions</b>	Relative humidity max. 80%	
<b>Minimum application- and drying temperature</b>	15 °C	Do not apply at temperatures below the dew point
<b>Coating removal</b>	Not recommended	
<b>Equipment cleaning</b>	Clean immediately after use with Gun Wash Thinners.	

**Important Recommendations**

	Splashbacks must be adhered to the wall using a high quality, neutral cure silicone. The glass must be sealed all-round the edge with the silicone sealant after installation to prevent dirt and moisture getting behind the glass.
	Please refer to our application tutorials, recommendations for glass coating for indoor use data sheet and application videos for full application details. This information is available upon request and also via our website.
	Please observe our Material Safety Data Sheets for all products used as well as the instructions on the tin label.
	The glass must be well cleaned and degreased using only AVKOTE Glass Cleaner and 100% lint free cotton cloth. Other cloths e.g. paper or man-made cloths must NOT to be used for surface preparation. AVKOTE Glass Cleaner must be used to clean the glass as some Glass Cleaners may leave a residue on the glass which could affect the adhesion.
	Since there are different types of glass, it is recommended always to do a small test prior to the complete application. To maintain levels of quality, any coating should always be applied to the air side.

This data sheet is for your reference and information only. The above data are correct to the best of our knowledge. We offer no guarantees for use and exclude any liability. This applies in particular to consequential damage. We are not liable for any advice given by our employees. Our employees give non-binding information only. Site supervision, compliance with handling regulations and adherence to recognized engineering rules are the responsibility of the manufacturer, even if our employee was on site during handling. Modifications due to technical developments may be made. The latest version of this information is applicable. In special cases, please request separate technical specifications.

Product		HARD	Ratio		
<b>Full Colour</b>		<b>279</b>	10	:	1
<b>Fine Frosted - Satin Finish</b>		<b>279</b>	4	:	1
<b>Fine Frosted - 5% Colour Satin Finish</b>		<b>279</b>	4	:	1
<b>Fine Frosted - 10% Colour Satin Finish</b>		<b>279</b>	4	:	1
<b>Coarse Frosted Satin Finish</b>		<b>279</b>	4	:	1
<b>Coarse Frosted - 5% Colour Satin Finish</b>		<b>279</b>	4	:	1
<b>Coarse Frosted - 10% Colour Satin Finish</b>		<b>279</b>	4	:	1
<b>Translucent - 2% Colour High Gloss Finish</b>		<b>279</b>	2	:	1
<b>Translucent - 4% Colour High Gloss Finish</b>		<b>279</b>	2	:	1
<b>Translucent - 6% Colour High Gloss Finish</b>		<b>279</b>	2	:	1
<b>Metallic - Fine Colours mixed using Silver 91</b>		<b>279</b>	10	:	1
<b>Metallic - Medium Colours mixes using Silver 92</b>		<b>279</b>	10	:	1
<b>Metallic - Coarse Colours mixed using Silver 93</b>		<b>279</b>	10	:	1
<b>Metallic - Sparkle - Fine Colours mixed using Silver 91</b>		<b>279</b>	4	:	1
<b>Metallic - Sparkle - Medium Colours mixed using Silver 92</b>		<b>279</b>	4	:	1
<b>Metallic - Sparkle - Coarse Colours mixed using Silver 93</b>		<b>279</b>	4	:	1
<b>Brush Stained Glass - 2% Colour High Gloss Finish</b>		<b>279</b>	2	:	1
<b>Brush Stained Glass - 4% Colour High Gloss Finish</b>		<b>279</b>	2	:	1
<b>Brush Stained Glass - 6% Colour High Gloss Finish</b>		<b>279</b>	2	:	1
<b>Brush Stained Glass - 8% Colour High Gloss Finish</b>		<b>279</b>	2	:	1
<b>Brush Stained Glass - 10% Colour Available in Medium Gloss or High Gloss Finish</b>		<b>279</b>	4	:	1
<b>GP Brush – Full Colour</b>		<b>279</b>	4	:	1